

# Narrowing the Gap:

## Building Louisiana's Workforce Together

December 4, 2015



Curt Eysink  
LWC Executive Director

    @LouisianaWorks

[www.laworks.net](http://www.laworks.net)

# Focus on the Future

Short- and Long-Term  
Forecasts

Gap Analysis


Aligning  
Education and Training  
with Employer Demand



# Occupational Forecast – Short Term

**2016: 2,106,700 Jobs**

- 1.3% growth annually
- 91,000 new and replacement jobs per year



# Fastest-Growing Industries

## Short Term

NAICS	Industry	Hist 2013	Proj 2016	Annual Growth (Average)
237	Heavy and Civil Engineering Construction	40,919	53,234	10.0%
238	Specialty Trade Contractors	65,532	79,520	7.1%
483	Water Transportation	11,584	12,978	4.0%
562	Waste Management and Remediation Services	8,882	9,824	3.5%
333	Machinery Manufacturing	16,654	18,284	3.3%
493	Warehousing and Storage	7,204	7,852	3.0%
541	Professional, Scientific and Technical Services	86,613	94,200	2.9%
488	Support Activities for Transportation	20,135	21,717	2.6%
721	Accommodation	28,954	31,026	2.4%
621	Ambulatory Health Care Services	92,055	98,405	2.3%



# Occupational Forecast – Long Term

**2022: 2,262,770 Jobs**

- 1.3% growth annually
- 74,000 new and replacement jobs per year

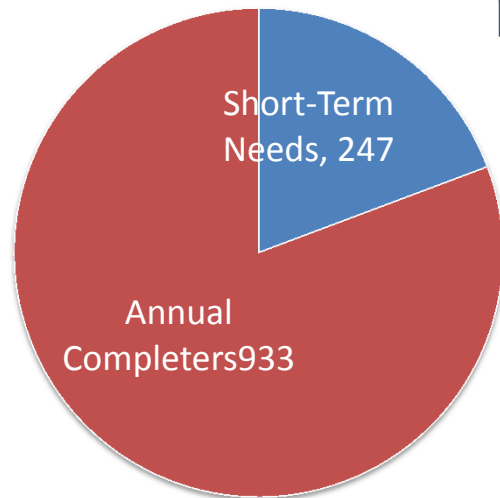
# Fastest-Growing Industries Long Term

NAICS	Industry	Hist 2013	Proj 2022	Annual Growth (Average)
483	Water Transportation	11,584	14,506	2.8%
624	Social Assistance (Child Care)	42,664	52,882	2.7%
493	Warehousing and Storage	7,204	8,887	2.6%
541	Professional, Scientific and Technical Services	86,613	106,227	2.5%
621	Ambulatory Health Care Services	92,055	112,068	2.4%
325	Chemical Manufacturing	23,322	27,937	2.2%
551	Management of Companies and Enterprises	25,253	30,223	2.2%
331	Primary Metal Manufacturing	3,187	3,814	2.2%
488	Support Activities for Transportation	20,135	23,734	2.0%
511	Publishing Industries	3,551	4,180	2.0%

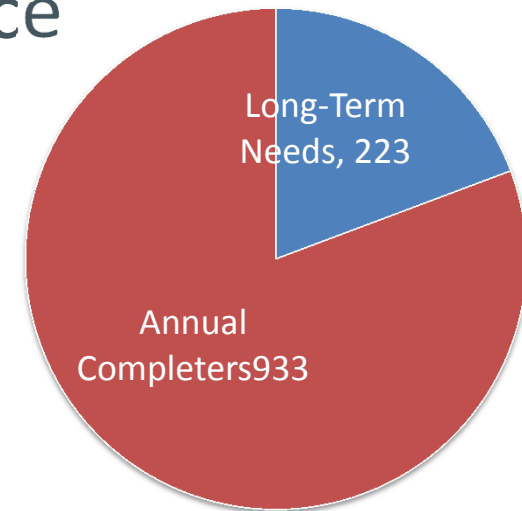


# Gap Analysis – Critical Fields in Economic Driver Industries

## Computer and Information Science



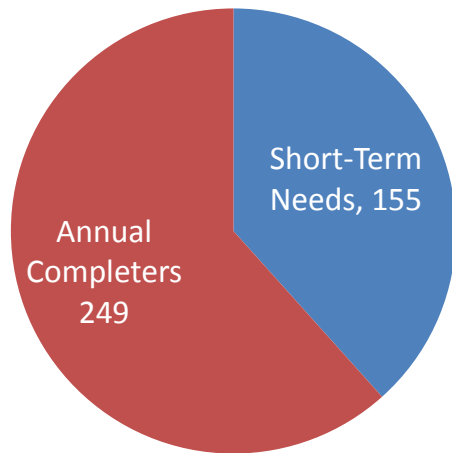
Total Needed Annually  
by 2016 = 1,180



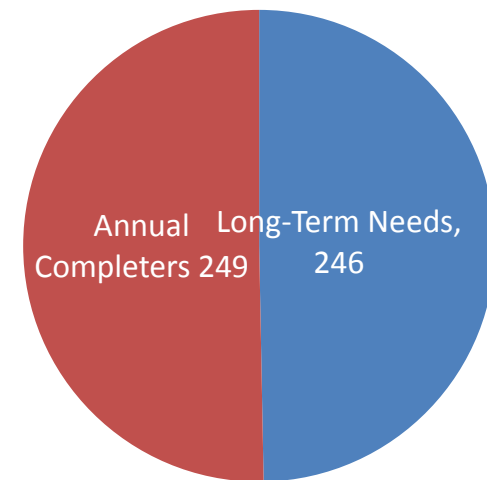
Total Needed Annually  
by 2022 = 1,156

# Gap Analysis – Critical Fields in Economic Driver Industries

## Engineering



Total Needed Annually  
by 2016 = 404

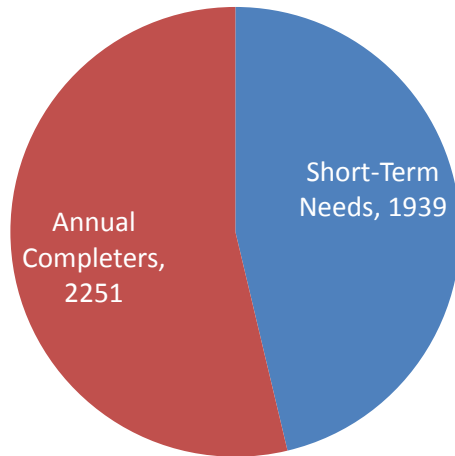


Total Needed Annually  
by 2022 = 495

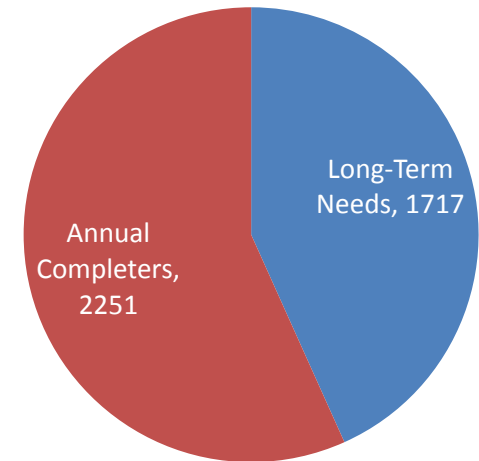


# Gap Analysis – Critical Fields in Economic Driver Industries

## Engineering Technology



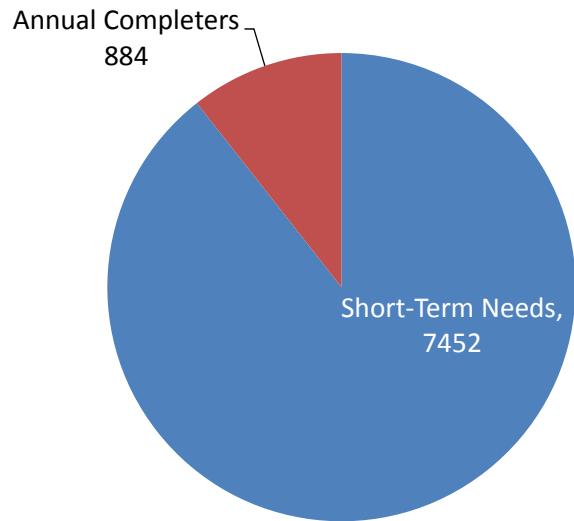
Total Needed Annually  
by 2016 = 4,190



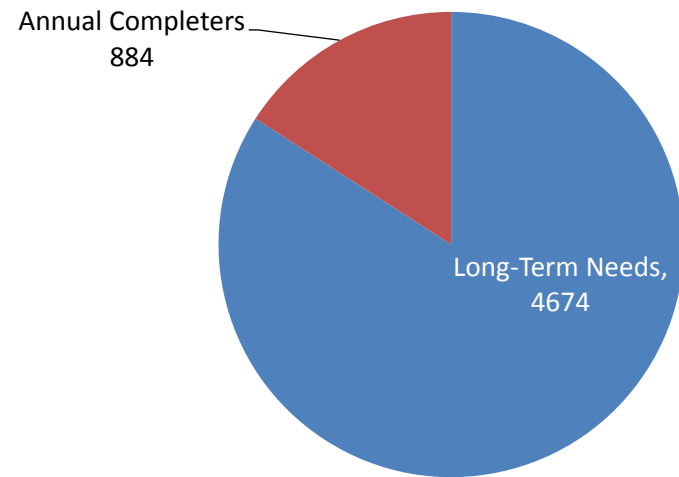
Total Needed Annually  
by 2022 = 3,968

# Gap Analysis – Critical Fields in Economic Driver Industries

## Construction Trades



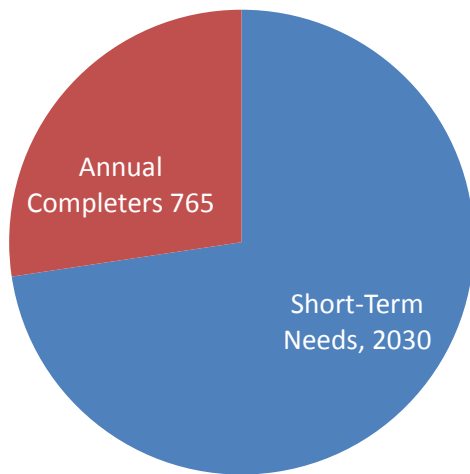
Total Needed Annually  
by 2016 = 8,336



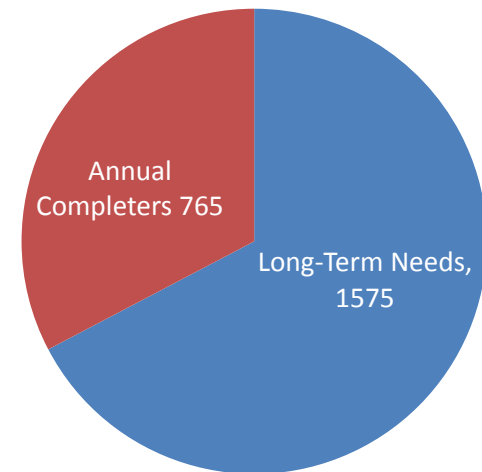
Total Needed Annually  
by 2022 = 5,558

# Gap Analysis – Critical Fields in Economic Driver Industries

## Mechanic and Repair Technology



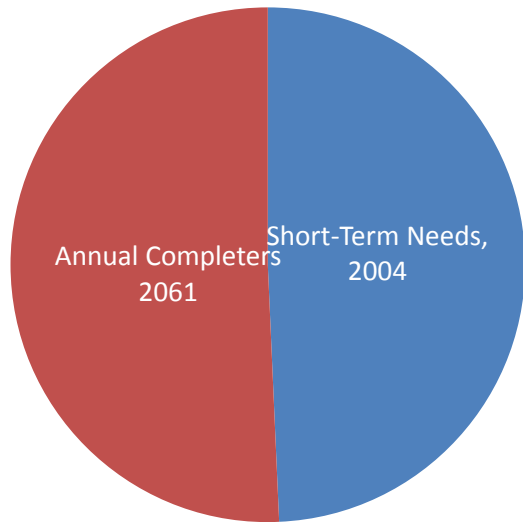
Total Needed Annually  
by 2016 = 2,795



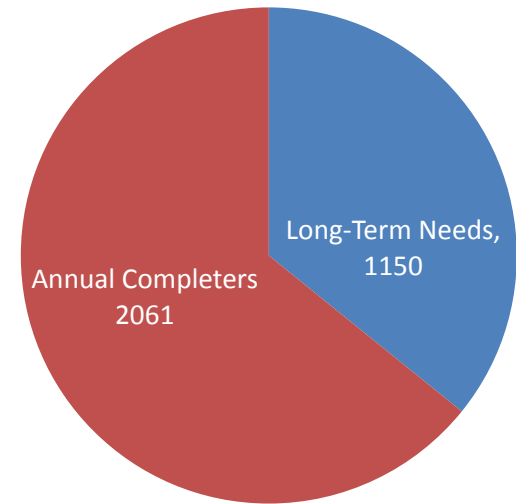
Total Needed Annually  
by 2022 = 2,340

# Gap Analysis – Critical Fields in Economic Driver Industries

## Precision Production



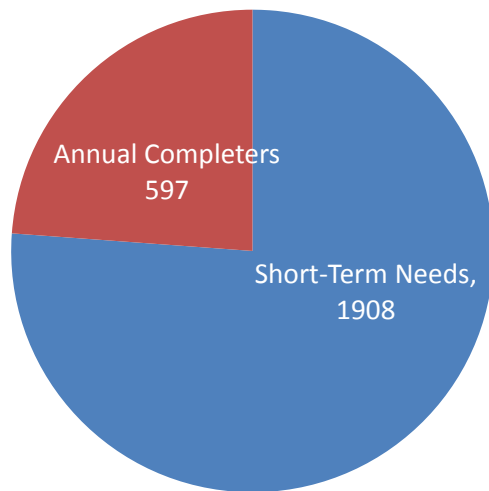
Total Needed Annually  
by 2016 = 4,065



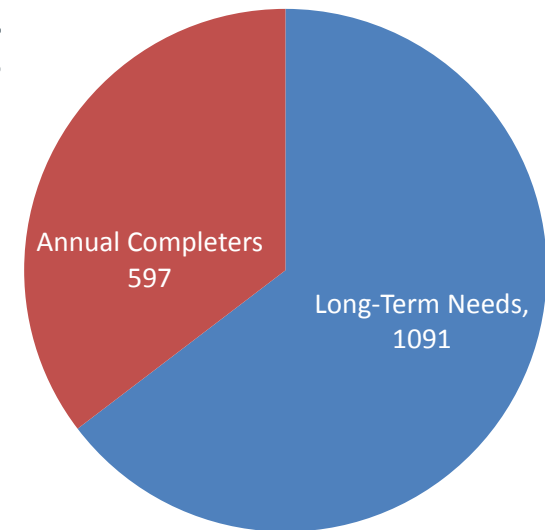
Total Needed Annually  
by 2022 = 3,211

# Gap Analysis – Critical Fields in Economic Driver Industries

## Transportation and Material Moving



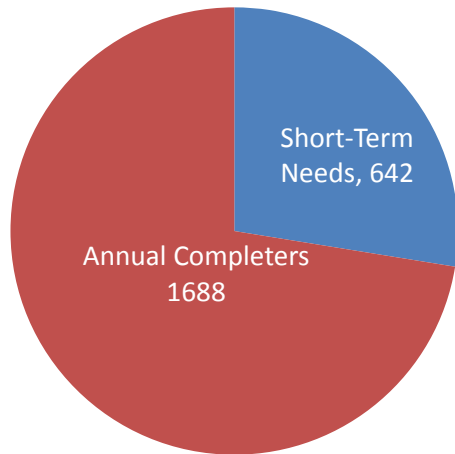
Total Needed Annually  
by 2016 = 2,505



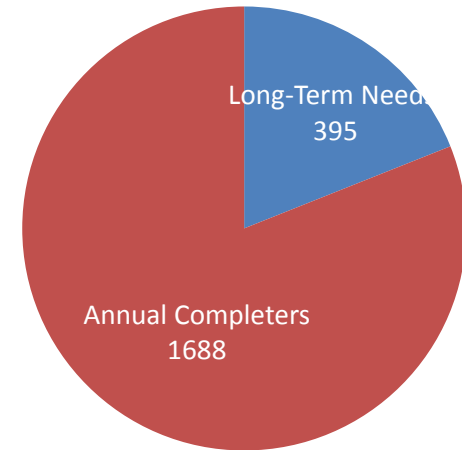
Total Needed Annually  
by 2022 = 1,688

# Gap Analysis – Critical Fields in Economic Driver Industries

## Business Management

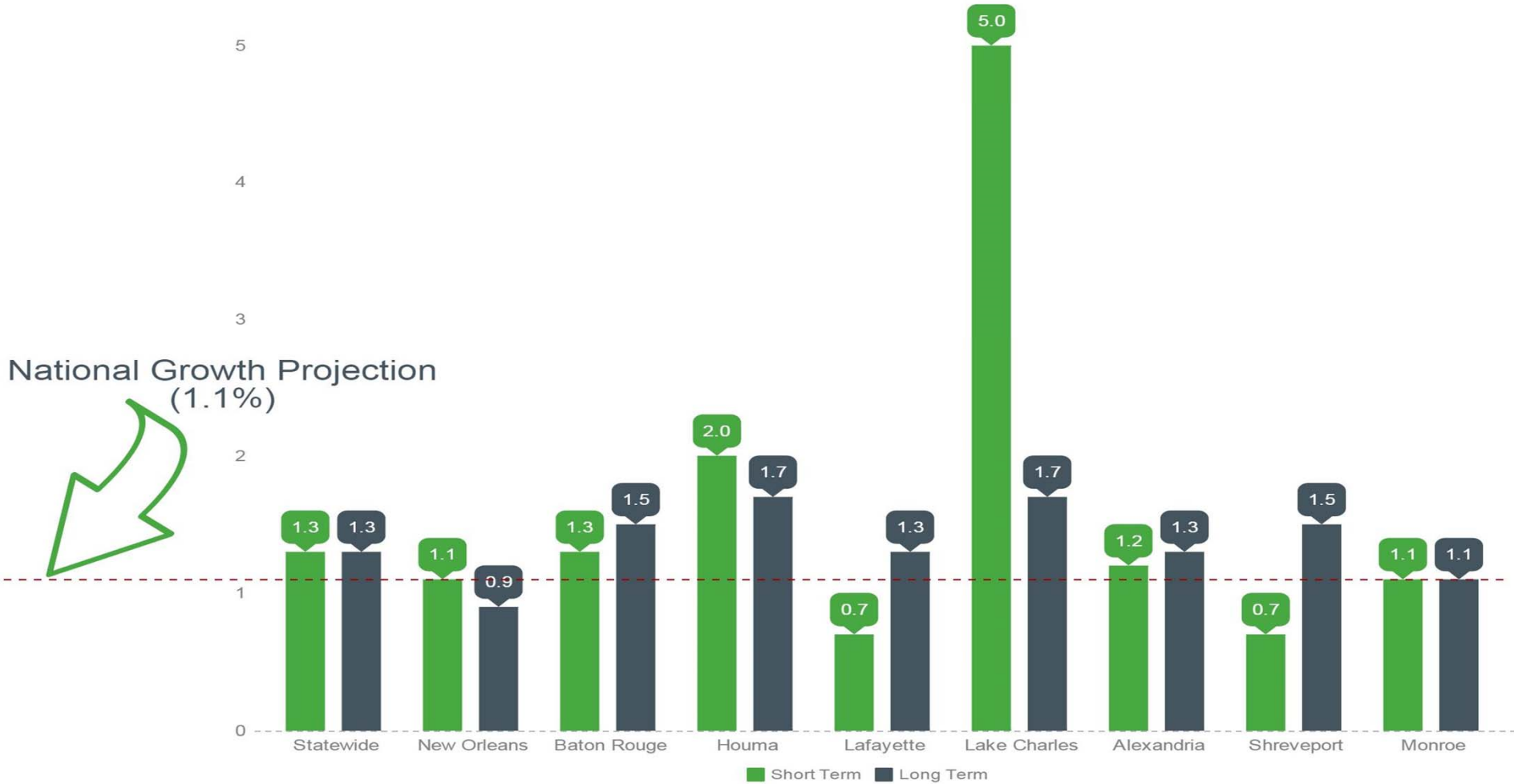


Total Needed Annually  
by 2016 = 2,330

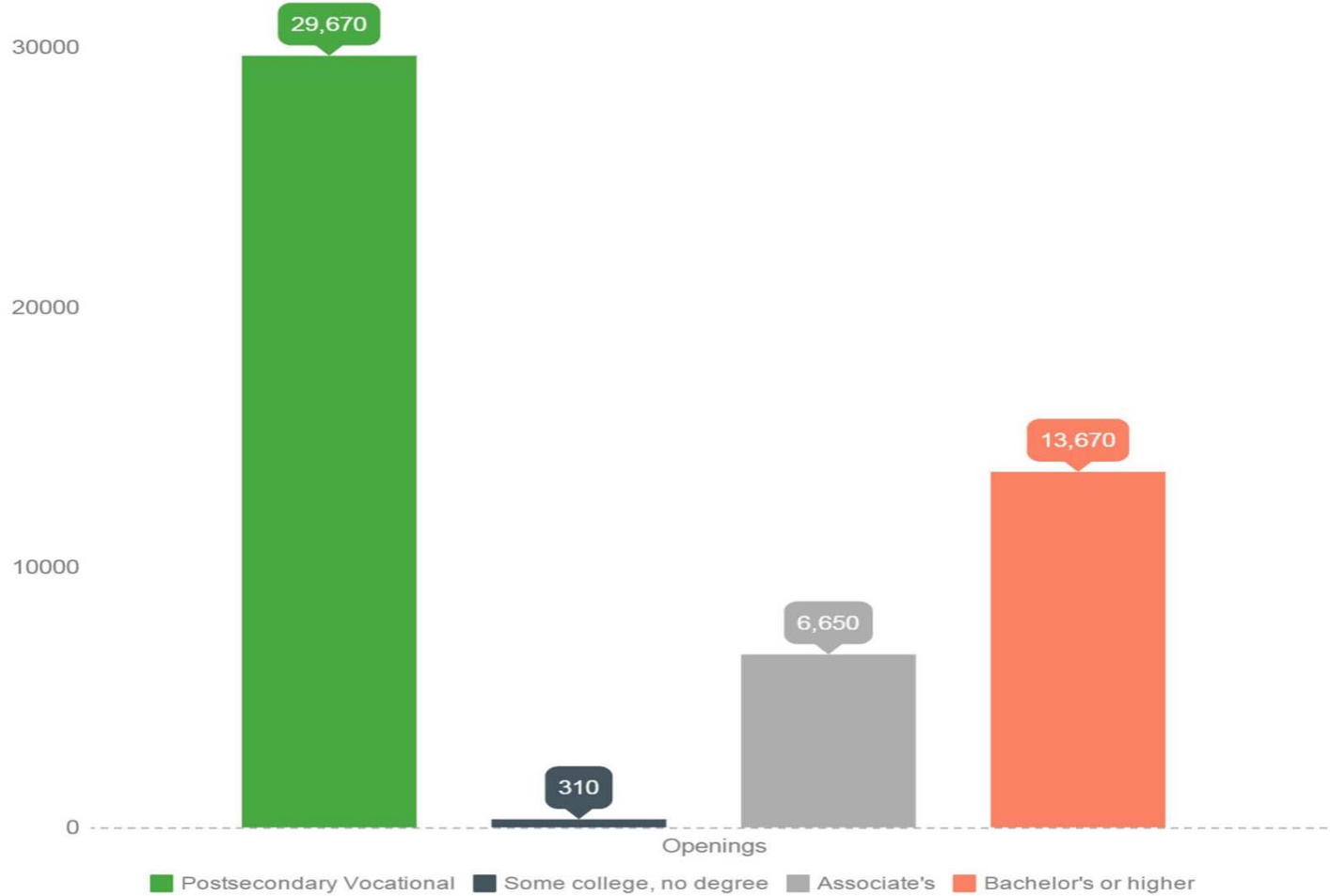


Total Needed Annually  
by 2022 = 2,083

# Projected Growth by Region (annual percentage)



# Jobs Availability by Degree Short-Term

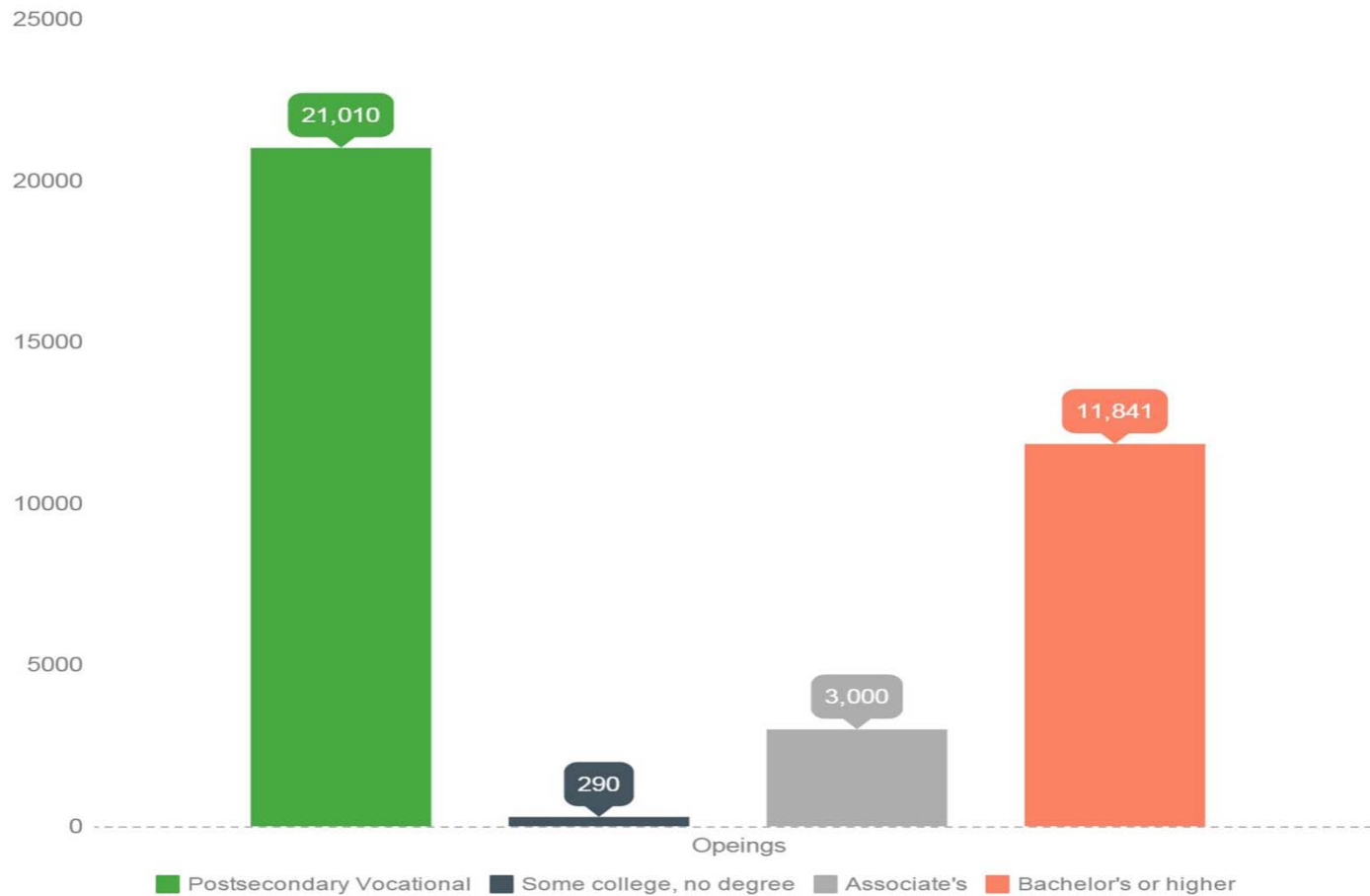




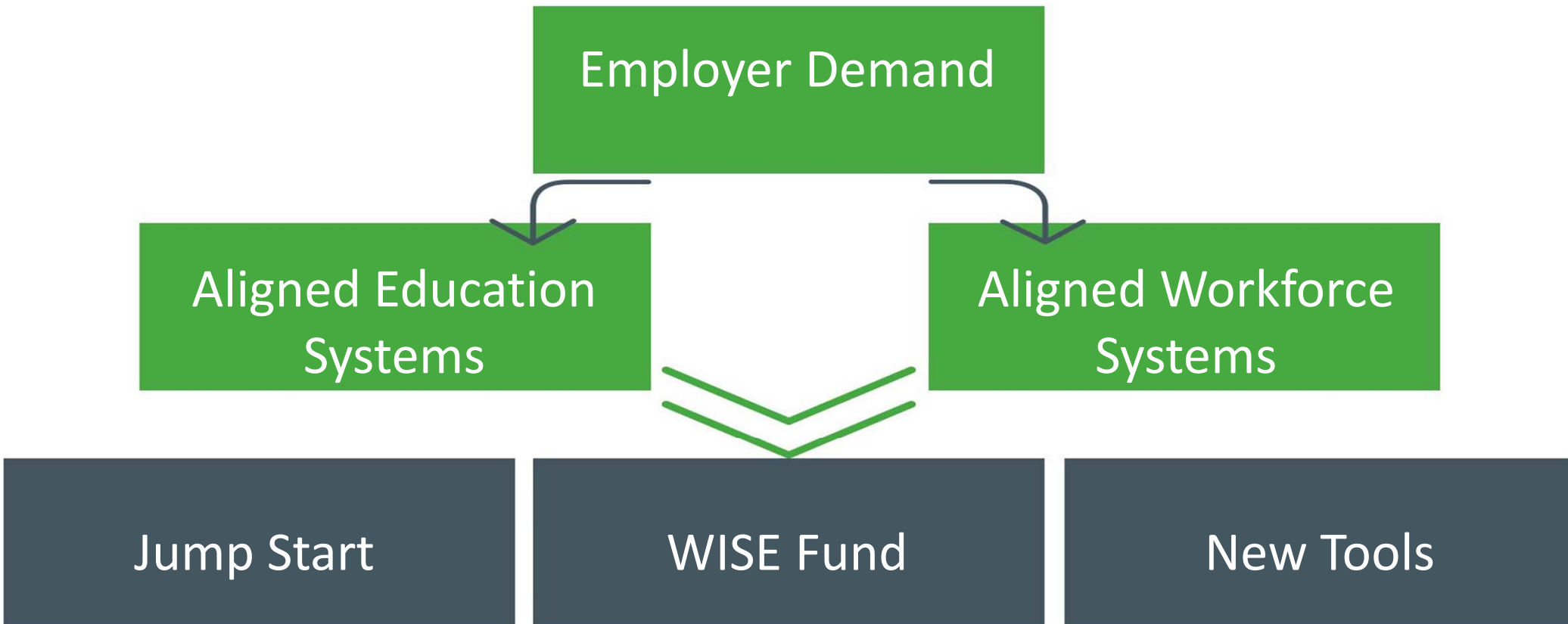
# Jobs Availability by Degree

## Long Term

Annual Openings



# Employer Demand-Driven Change



# Aligning Education and Demand

## Jump Start

- High school programs geared for employment demand
- Career and technical education
- Dual enrollment

## WISE Fund

- Aligns universities, LCTCS with demand
- Private match strengthens alignment
- Boost education and training capacity for top-rated occupations



# Aligning the Workforce System

## Emerging workforce

- Veterans
- Under-educated
- Unemployed
- People with disabilities
- Ex-offenders

## Targeted workforce spending

- Training only for high-wage, high-demand jobs

## Outreach and recruitment in the Delta



# Goals Moving Forward

Combat stigma of vocational/technical education

Emphasize importance of field, not only degree

Build sustainable, diverse workforce



## Connect with Us

Twitter, Facebook and Instagram: [@LouisianaWorks](#)

LinkedIn: Search “[Louisiana Workforce Commission](#)”



# Feedback

ANY  
QUESTIONS  
?



    @LouisianaWorks

[www.laworks.net](http://www.laworks.net)