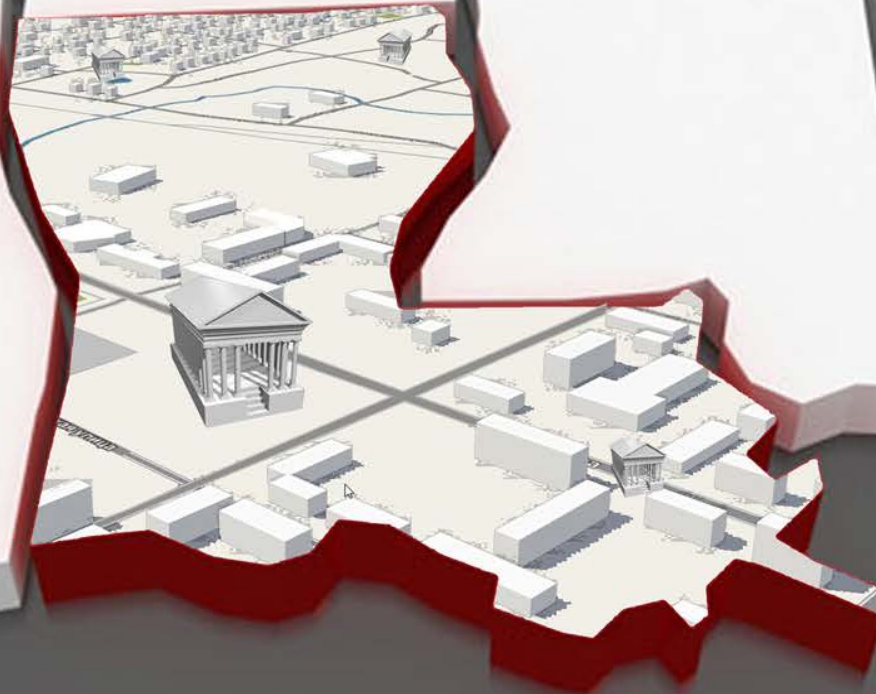




# The Landscape of **Louisiana** Higher Education



**LSU**



UNIVERSITY OF  
**LOUISIANA**  
SYSTEM

# Louisiana Board of Regents

The Board of Regents coordinates the efforts of the state's 33 public degree-granting institutions through planning, policy-making, and operations. The 1974 Louisiana Constitution gives the Board of Regents the following authority:

- ✓ *To review or eliminate* existing degree programs or departments;
- ✓ *To approve, disapprove, or modify* proposed academic programs or departments;
- ✓ *To study both the need for and feasibility of* new postsecondary institutions as well as the conversion of existing schools into campuses offering more advanced courses of study;
- ✓ *To formulate and update* a master plan for higher education (which must include a higher education funding formula); and
- ✓ *To review annual budget proposals* for the operating and capital needs of each public institution.

# HOW IS HIGHER EDUCATION STRUCTURED IN LA?



## BOARD OF REGENTS

### LSU SYSTEM

LSU A&M  
LSU - ALEXANDRIA  
LSU - EUNICE  
LSU - SHREVEPORT  
LSUHSC-NO  
LSUHSC-SHREVEPORT  
PENNINGTON



### SOUTHERN U SYSTEM

SU A&M  
SU AG. RESEARCH CENTER  
SU LAW CENTER  
SU - NEW ORLEANS  
SU - SHREVEPORT



### U OF LA SYSTEM

GRAMBLING  
LA TECH  
MCNEESE  
NICHOLLS  
NORTHWESTERN  
SOUTHEASTERN  
U OF L - LAFAYETTE  
U OF L - MONROE  
UNO



### LCTC SYSTEM

BATON ROUGE CC  
BOSSIER PARISH CC  
CENTRAL LA TCC  
DELGADO CC  
FLETCHER TCC  
LA DELTA CC  
NORTHSHORE TCC  
NORTHWEST LA TC  
NUNEZ CC  
RIVER PARISHES CC  
SOUTH CENTRAL LA TC  
SOUTH LA CC  
SOWELA TCC



LEARNING  
CENTERS

LONI

LOSFA

LOUIS

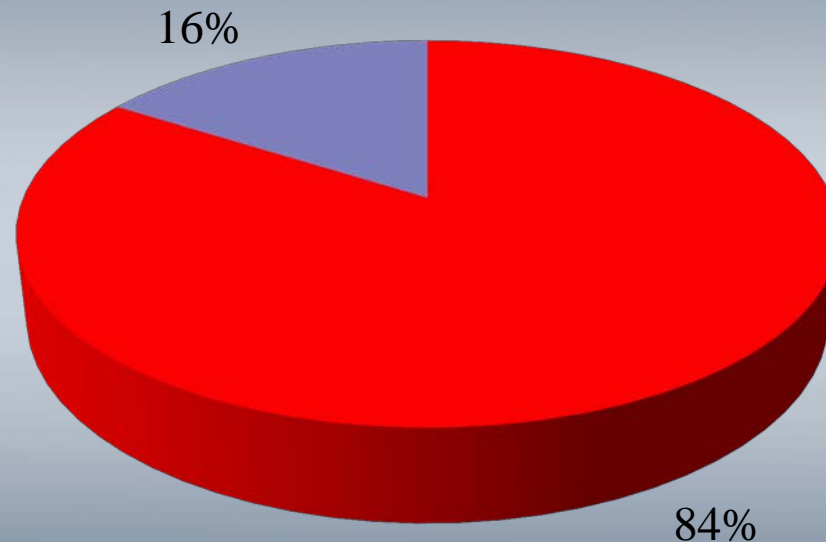
LUMCON

MEDIFUND

PROPRIETARY  
SCHOOLS

# Louisiana Graduates for Louisiana Jobs

## Louisiana's High-Demand Job Openings



- Post-Secondary Credential or Some College Required
- High School Diploma or Less

**1.1 million Louisianians can not meet the basic requirements to apply for Louisiana's top jobs.**



# Louisiana Higher Education's Lack of Funding Stability

# Louisiana Topping The Wrong List

*Leading the Nation in Higher Education Disinvestment*



State support for higher education has been

reduced by nearly **44%** and nearly

**20%** considering all sources of funding.

# Budget Cuts = Increased Tuition & Fees

- **Since 08-09:**
  - Tuition and fees have increased approximately 99% while funding has been reduced (44% state / nearly 20% all sources).
  - Cost burdens for higher education has shifted from the state to students and families.

• **Tuition & Fee Increases**  
**4-year institutions**

**+\$3,646**

• **Tuition & Fee Increases**  
**2-year institutions**

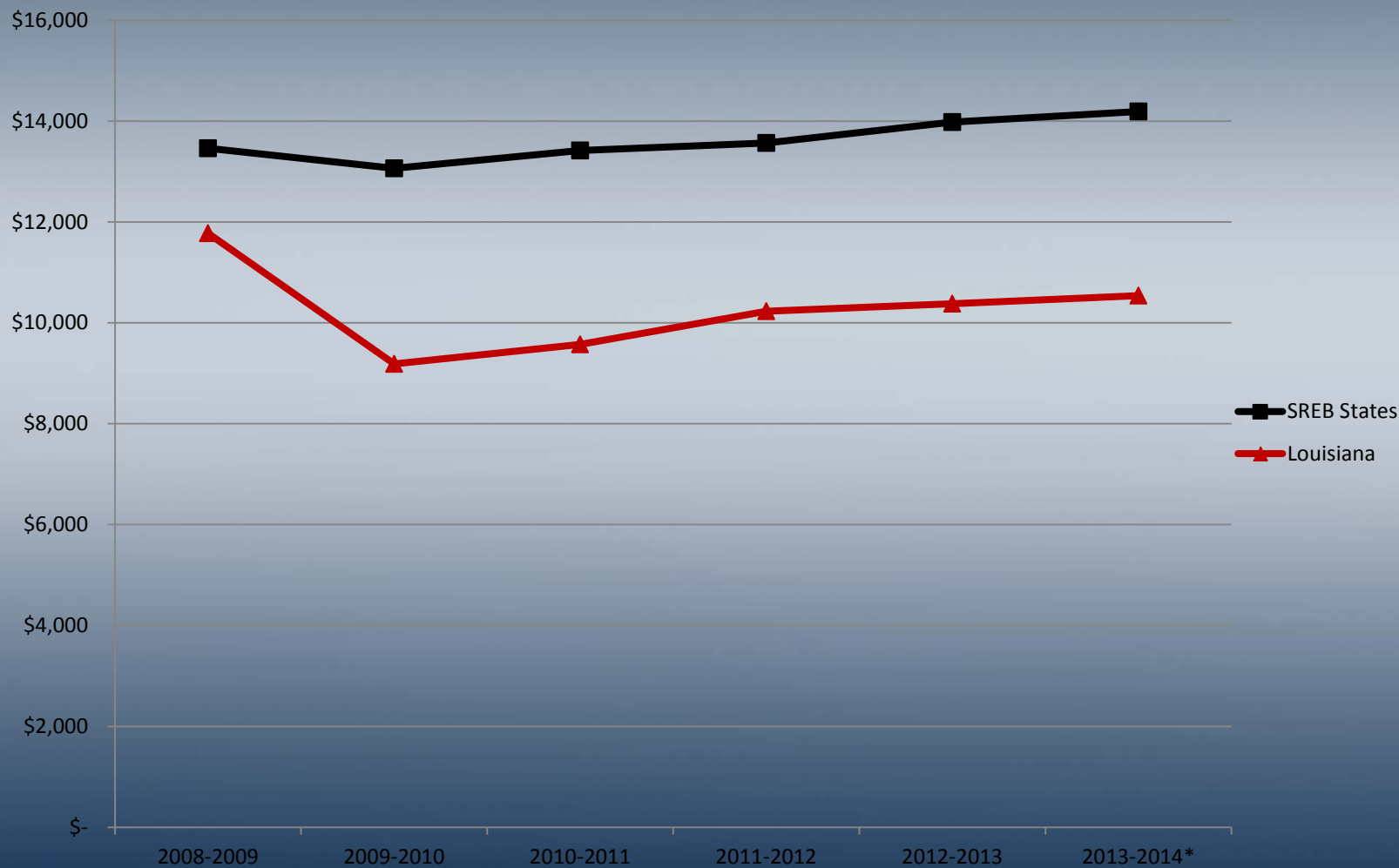
**+\$1,821**

\*Based on annual average per full-time student

*Source: Board of Regents Average Tuition and Fees Comparison*

# Funds for Operations Per Full-Time Equivalent Student Significantly Lower than SREB Average

(All 4-Year Institutions)

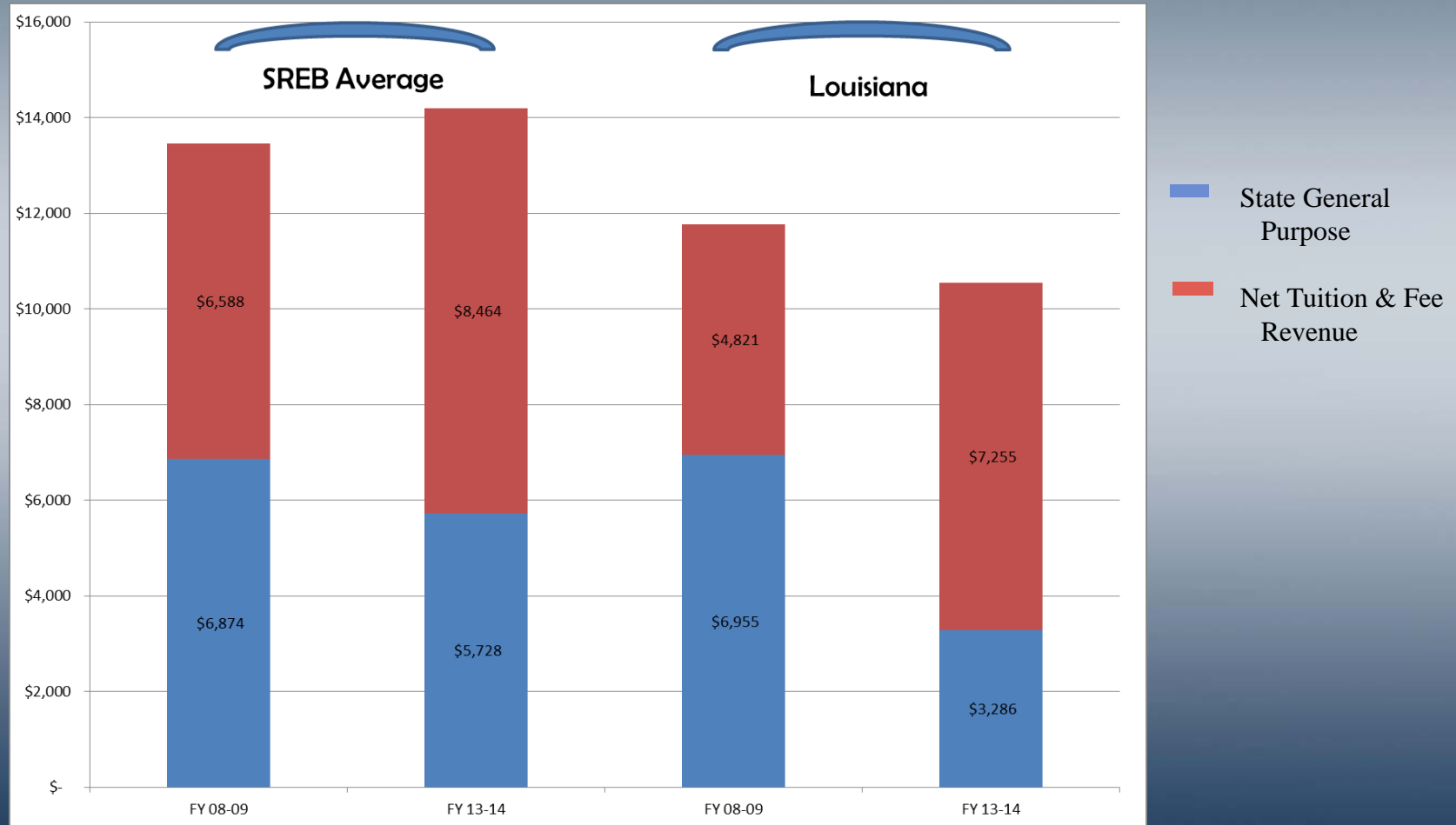


Source: SREB Southern Regional Education Board



# Funds for Operations Per Full-Time Equivalent Student

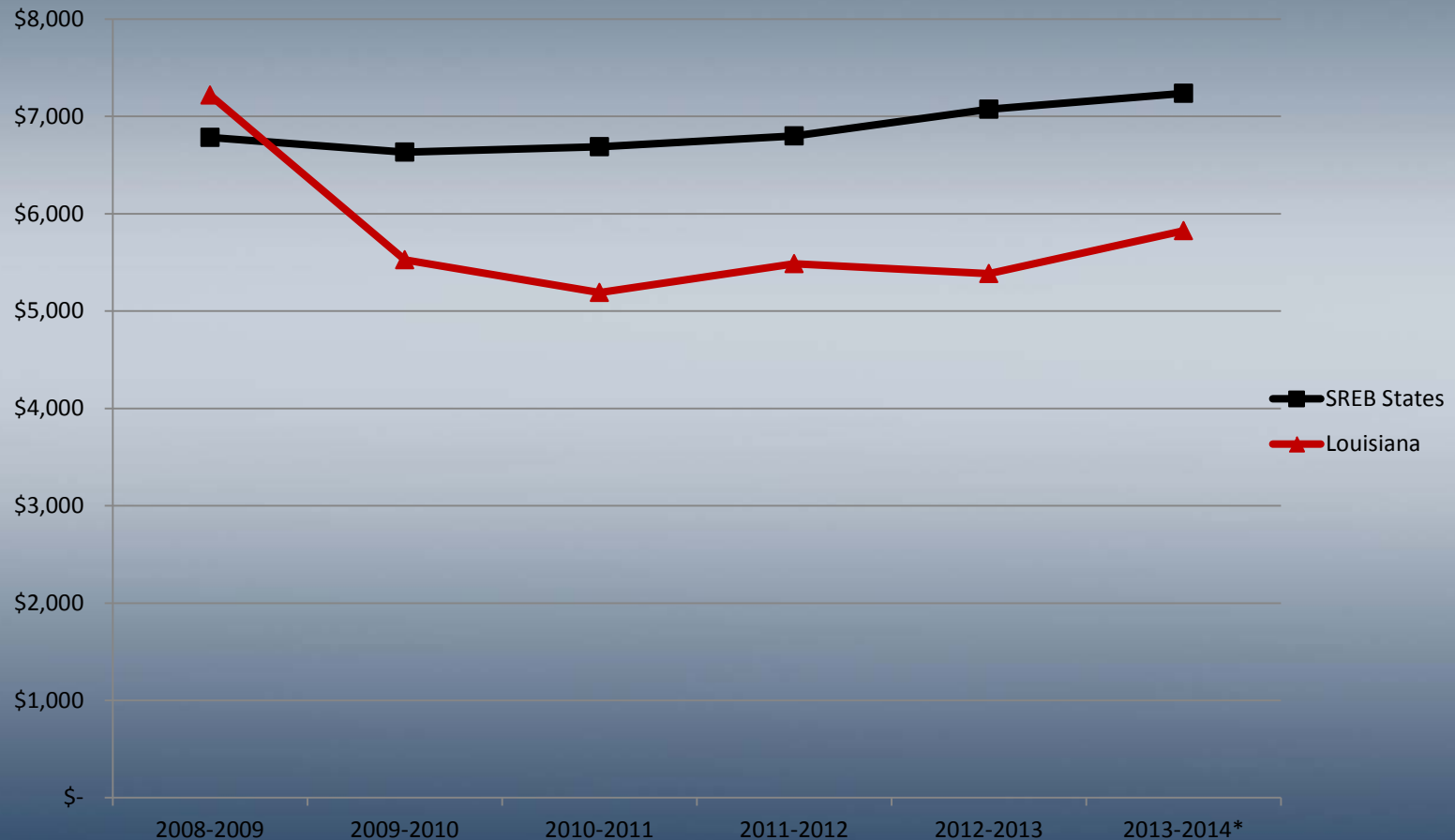
(All 4-Year Institutions)



Source: SREB Southern Regional Education Board

# Funds for Operations Per Full-Time Equivalent Student Significantly Lower than SREB Average

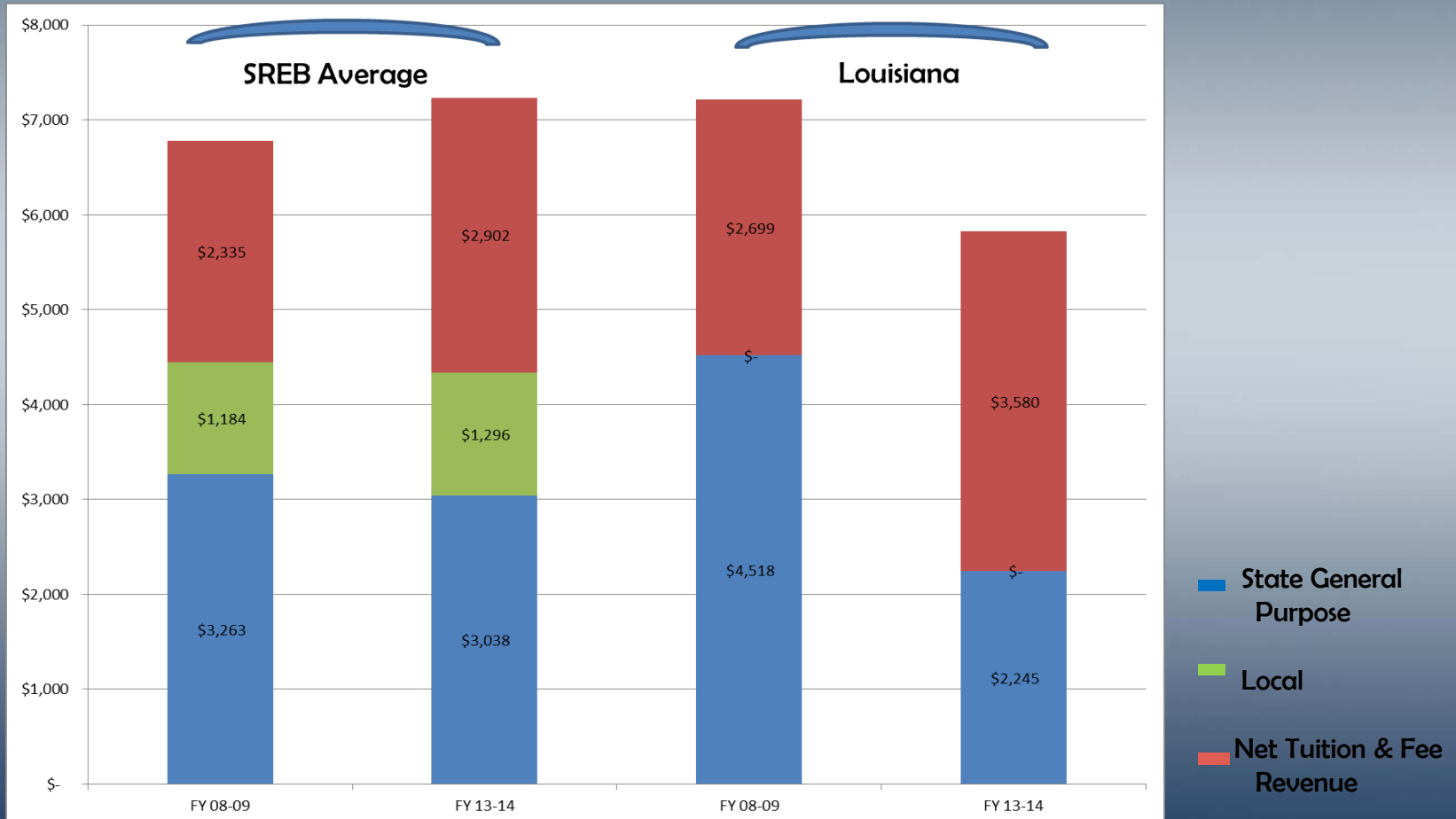
(All 2-Year Institutions)



Source: SREB Southern Regional Education Board

# Funds for Operations Per Full-Time Equivalent Student

(All 2-Year Institutions)



Source: Source: SREB Southern Regional Education Board

## Louisiana Higher Education: The True Picture

Higher Education Institutions (Excluding LOSFA and Hospitals)

Fiscal Year	Total State Funds	Self Generated Funds	Federal Funds and Interagency Transfers	Total
FY 08-09	\$1,571,583,691	\$721,868,856	\$142,575,679	\$2,436,028,226
<i>FY 08-09 Mandated Costs Paid Back To The State</i>				(\$445,116,071)
<i>*FY 08-09 Scholarships and Fellowships</i>				(\$110,069,018)
<b><i>Dollars available for operations</i></b>				<b>\$1,880,843,137</b>
Fiscal Year	Total State Funds	Self Generated Funds	Federal Funds and Interagency Transfers	Total
FY 15-16	\$887,827,220	\$1,326,573,254	\$67,827,247	\$2,282,227,721
<i>FY 15-16 Mandated Costs Paid Back To The State</i>				(\$561,284,067)
<i>*FY 15-16 Scholarships and Fellowships</i>				(\$192,287,541)
<b><i>Dollars available for operations</i></b>				<b>\$1,528,656,113</b>
<b>Change in 8 years, \$352.9M Less for operations</b>				<b>(\$352,187,024)</b>
<i>FY 08-09 Fall Enrollment</i>		210,685	<i>FY 08-09 EMPLOYEES</i>	31,749
<i>FY 15-16 Fall Enrollment</i>		215,170	<i>FY 15-16 EMPLOYEES</i>	26,779
<b><i>More Students Enrolled</i></b>		<b>4,485</b>	<b><i>Less FTE Employees</i></b>	
			<b>-4,971 (-16%)</b>	

**Note: Self generated funds include \$123 million of TOPS awards in FY 09 and \$265 million in FY 16.**

\*Institutions provide scholarships/fellowships to attract the best students and to abide by legislative mandates at the expense of not receiving all budgeted tuition/fees.

# HIGHER EDUCATION MANDATED COSTS EXCEED \$550M

63 cents of every dollar allocated to Higher Education now goes back to the state for mandated costs

	<b>FY 2008-09</b>	<b>FY 2015-16</b>	<b>\$ Change</b>	<b>% Change</b>
Office of Risk Management	\$53,307,971	\$51,380,489	(\$1,927,482)	-3.6%
Civil Service/CPTP	\$1,279,386	\$1,200,316	(\$79,070)	-6.2%
Legislative Auditor	\$5,108,449	\$6,492,836	\$1,384,387	27.1%
LASERS	\$61,583,411	\$66,037,417	\$4,454,006	7.2%
Teachers'	\$131,227,496	\$214,190,296	\$82,962,800	63.2%
Other Retirement	\$18,984,958	\$26,286,551	\$7,301,593	38.5%
Group Insurance – Active	\$115,175,382	\$109,044,869	(\$6,130,513)	-5.3%
Group Insurance - Retirees	\$58,449,018	\$80,678,685	\$22,229,667	38.0%
LCTCS (Other)	\$0	\$344,814	\$344,814	N/A
EACMC – Retiree/ORM	\$0	\$3,424,035	\$3,424,035	N/A
HPLMC – Retiree/ORM	\$0	\$2,203,759	\$2,203,759	N/A
<b>Total</b>	<b>\$445,116,071</b>	<b>\$561,284,067</b>	<b>\$116,167,996</b>	<b>26.1%</b>

63¢ of every \$1 in state higher education funding goes to back to the state for mandated costs



	\$
State Support	\$887,827,220
Mandated Costs	- <u>\$561,284,067</u>
	<b>\$326,543,153</b>

Remaining state support for higher education

\*State support number includes LCTCS pass through and rapid response funds

Source: Board of Regents Average Tuition and Fees Comparison

# Deferred Maintenance



- Deferred maintenance costs for higher education exceeds \$1.5B dollars.
- Higher education funding to maintain its facilities has decreased 96% since 2008.

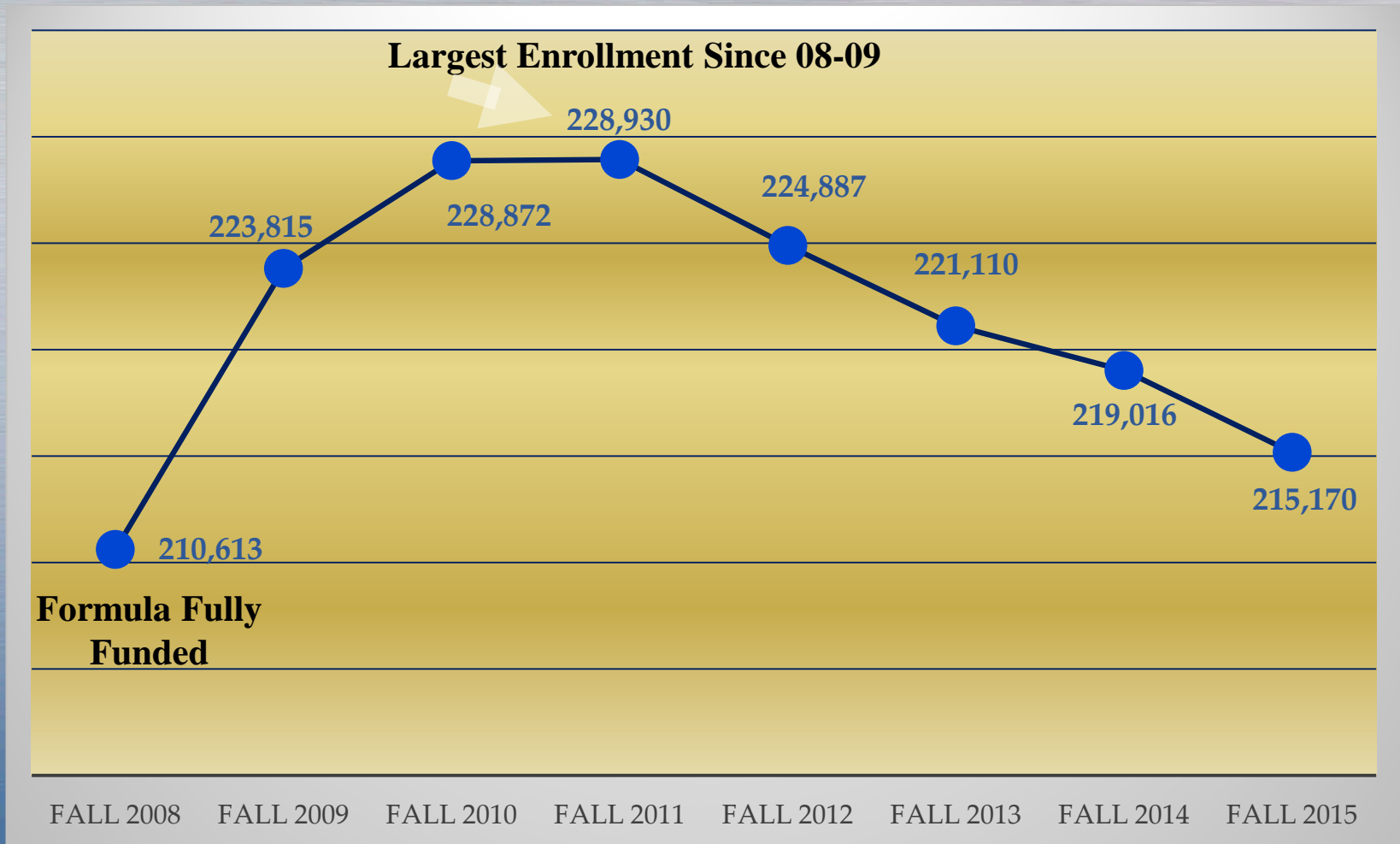




# Increasing Demand for our Graduates



**In 2015, Louisiana high school graduation rates reached an all time high ... but public higher education enrollment is the lowest since 2009**



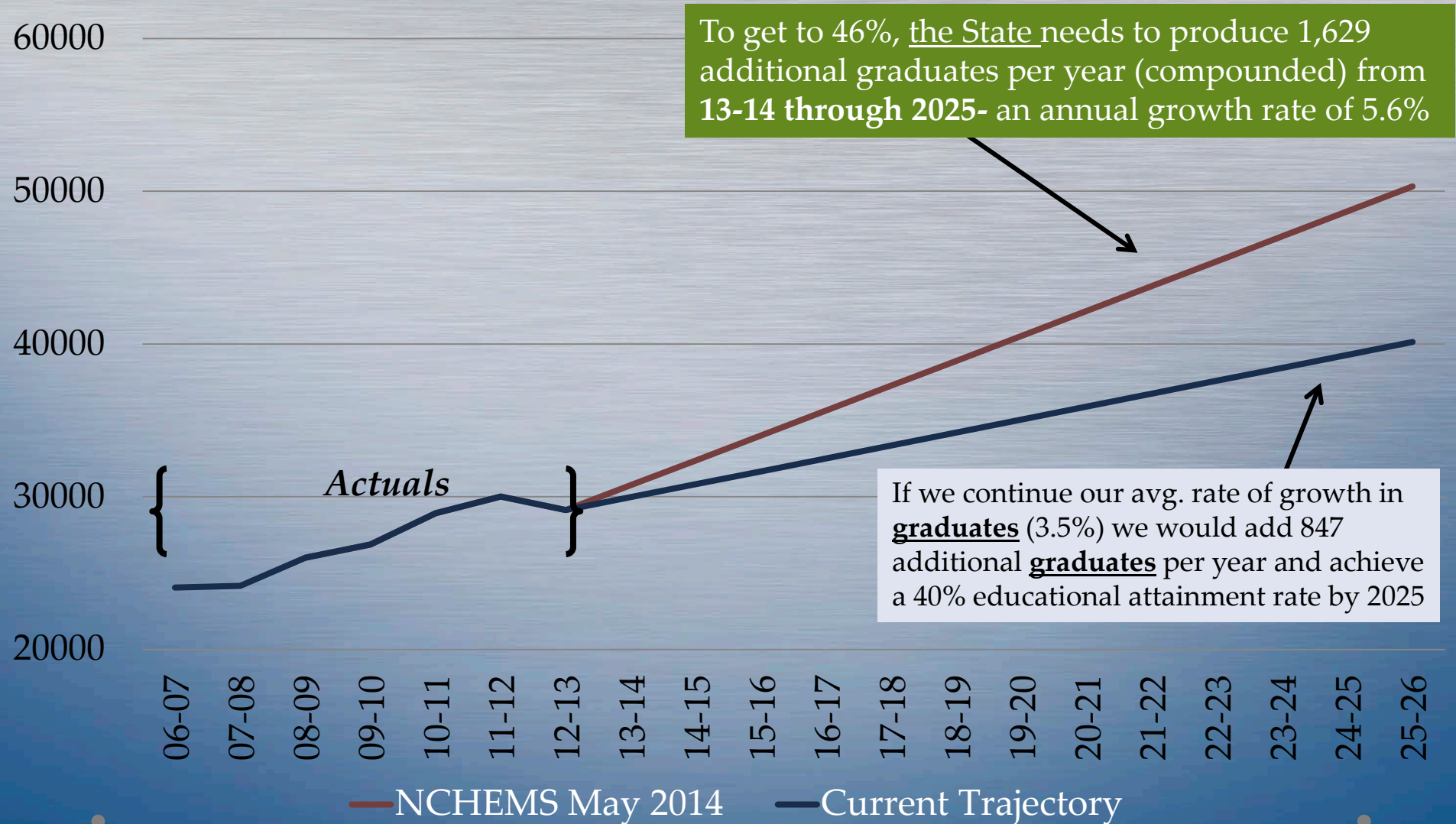
**Total fall headcount enrollment**

*(Includes students enrolled at technical, two-year, four-year and specialized institutions)*

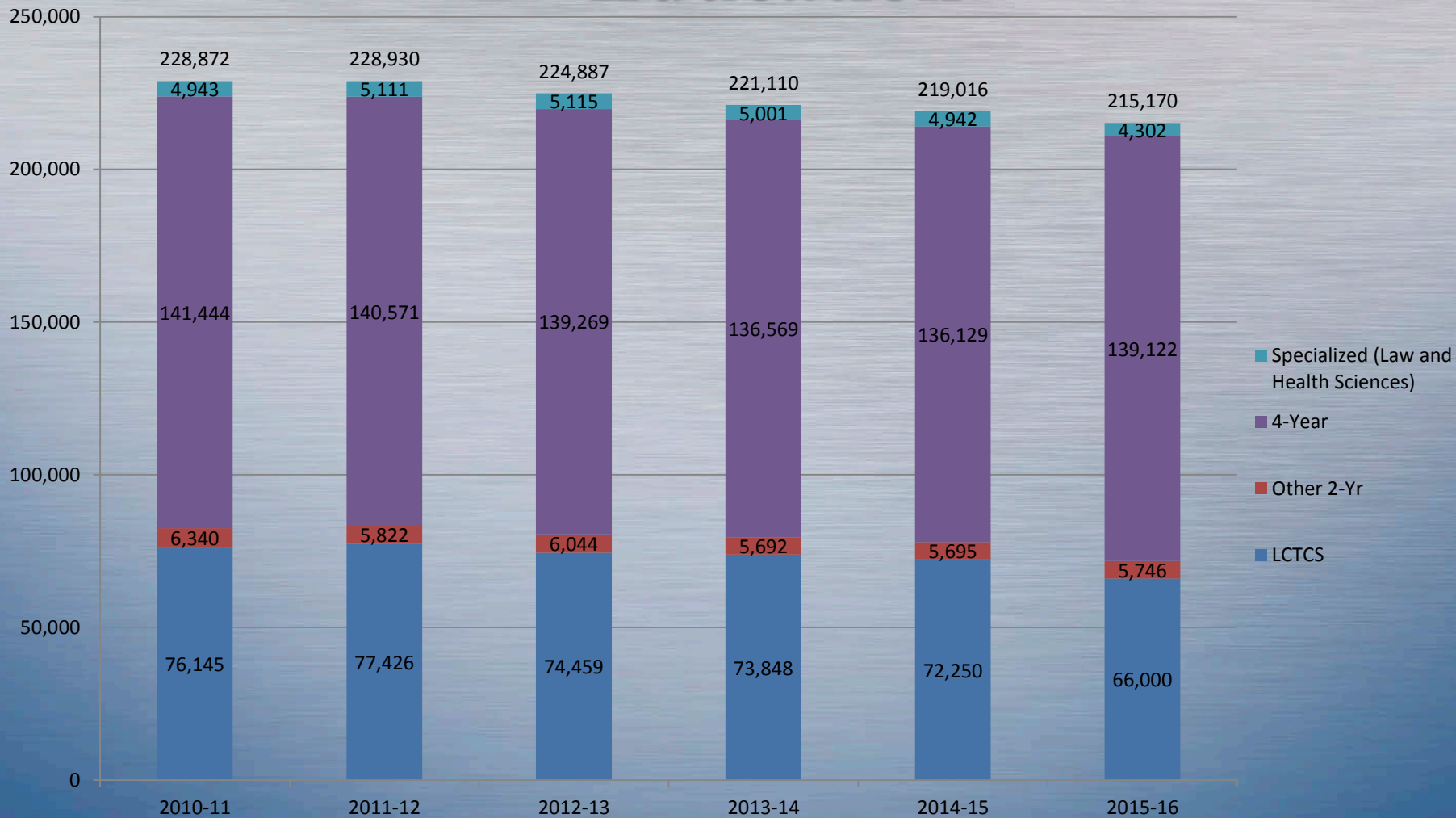
*Source: Board of Regents*

# +15,500 GRADUATES NEEDED BY 2025

## BoR Master Plan Educational Attainment Goal of 46%



# Fall Enrollment for Public Higher Education





# Louisiana Higher Education Enrollment Trends

# Louisiana Public Higher Education

## Enrollment by System

System	Fall 2014 Enrollment	Fall 2015 Enrollment
Louisiana State University System	44,646	45,626
University of Louisiana System	89,379	90,483
Southern University System	12,741	13,061
Louisiana Community and Technical College System	72,250	66,000
<b>Total</b>	<b>219,016</b>	<b>215,170</b>

# Undergraduate Enrollment by Age Group



Source: Statewide Student Profile System - Data Submitted by institutions

# Higher Education & K-12

- The number of high school students enrolled in postsecondary courses has increased:

Fall 2010 - 18,551

Fall 2013 - 20,454

Fall 2014 – 22,875



# Educating Our Own...



**89%**

of all Louisiana  
students enrolled  
in college attend  
locally.

**Louisiana  
students are  
more likely  
to attend  
college close  
to home!**

*Source: Board of Regents*



# Graduating Our Own...

Program Completers That Lead to 4 & 5  
Star Rated Jobs (Academic Year 2014-15)

Discipline Category	Associate Degree or Below	Baccalaureate or above	Completers from Louisiana
Science, Technology, Engineering, and Math (STEM)	2,193	4,661	79%
Health	2,346	3,798	90%
Business and Communication	978	4,427	84%
Trades	2,570	1,159	93%
Education	2	2,707	90%
Social and Behavioral Sciences and Human Services		2,498	85%
Arts and Humanities	189	1,483	85%
Grand Total	8,278	20,733	86%

75% of the Dentists in LA graduated from LSU.

70% of the doc's have completed their training (residency and/or medical school) at LSU.



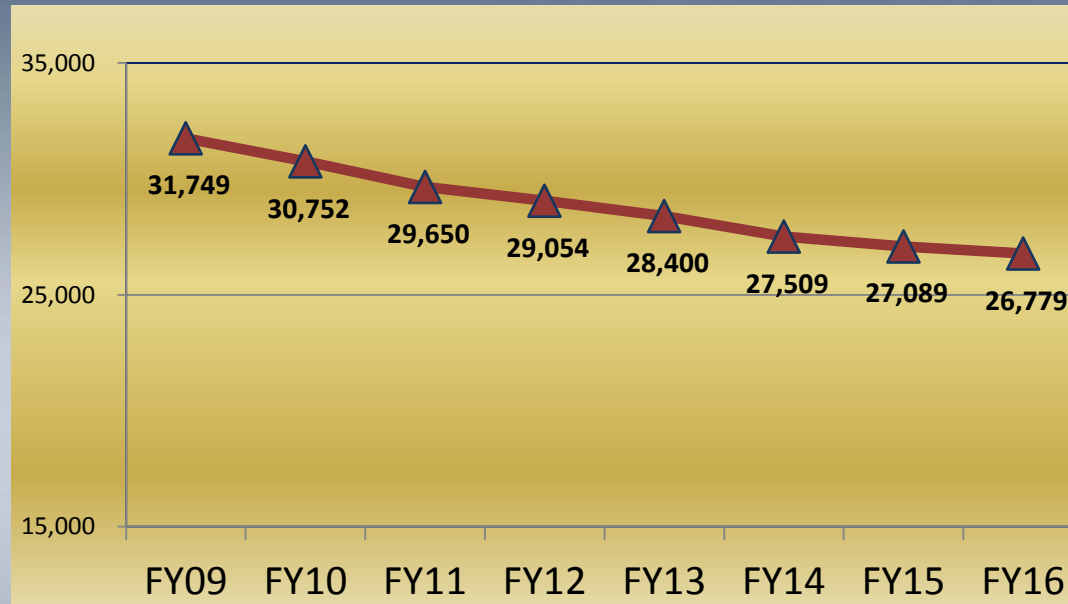
Source: Board of Regents Completer System, Louisiana Workforce Commission and Louisiana Economic Development Star Rating System



# Louisiana Public Higher Education Efficiencies

# What is Higher Ed doing to be more efficient?

Louisiana higher education has reduced nearly 5,000 full time employees (FTE) since FY09



## 5,000 fewer employees

- 1,197 fewer faculty members
- 621 fewer administrators
- 3,153 fewer staff members

**Eliminated/Consolidated 582 Academic Programs** (Jan/2008 and Dec/2015 )

**Increased Online Courses & Degrees by 44%**

*Source: Board of Regents*

# Louisiana Higher Education Efficiency Among Nation's Best



*Louisiana Ranks 16<sup>th</sup>  
Nationally in Efficiencies  
according to the US Chamber of Commerce*

**Louisiana Ranks 4<sup>th</sup> of 16  
SREB States in Efficiencies**



# Louisiana Colleges and Universities Fuel Research and Innovation

## U.S. / LOUISIANA R&D COMPARISONS

SOURCE	LA	U.S.
Federal	\$320 million (21%)	\$53 billion (12%)
Industry	\$459 million (30%)	\$294 billion (69%)
Universities and Colleges	\$729 million (48%)	\$62 billion (15%)
Nonprofits	\$7 million (0.5%)	\$6 billion (2%)
State, other governments	\$7 million (0.5%)	n/a
<b>TOTAL</b>	<b>\$1.5 billion</b>	<b>\$428 billion</b>

# Transfer/Articulation Opportunities

**There were 3,665 Louisiana Transfer majors in Fall/2014, a 20% increase (+606) over the number of majors in Fall/2013.**

*Louisiana Transfer Degree Majors & Graduates, 2014 - 15*

	-- AALT --		-- ASLT --	
	Majors Fall/2014	Graduates 2014-15	Majors Fall/2014	Graduates 2014-15
Baton Rouge CC	592	32	417	6
Bossier Parish CC	109	8	73	1
Delgado CC	242	25	311	30
Fletcher TCC	101	0	0	0
LSU Eunice	75	25	27	9
LA Delta CC	52	7	145	4
Nunez CC	72	6	95	13
River Parishes CC	80	14	155	8
South LA CC	120	7	172	3
SU in Shreveport	659	1	78	0
<b>Total</b>	<b>2,192</b>	<b>125</b>	<b>1,473</b>	<b>74</b>

*Source: Board of Regents Fact Book 2013 -14*

# Where are We Now...



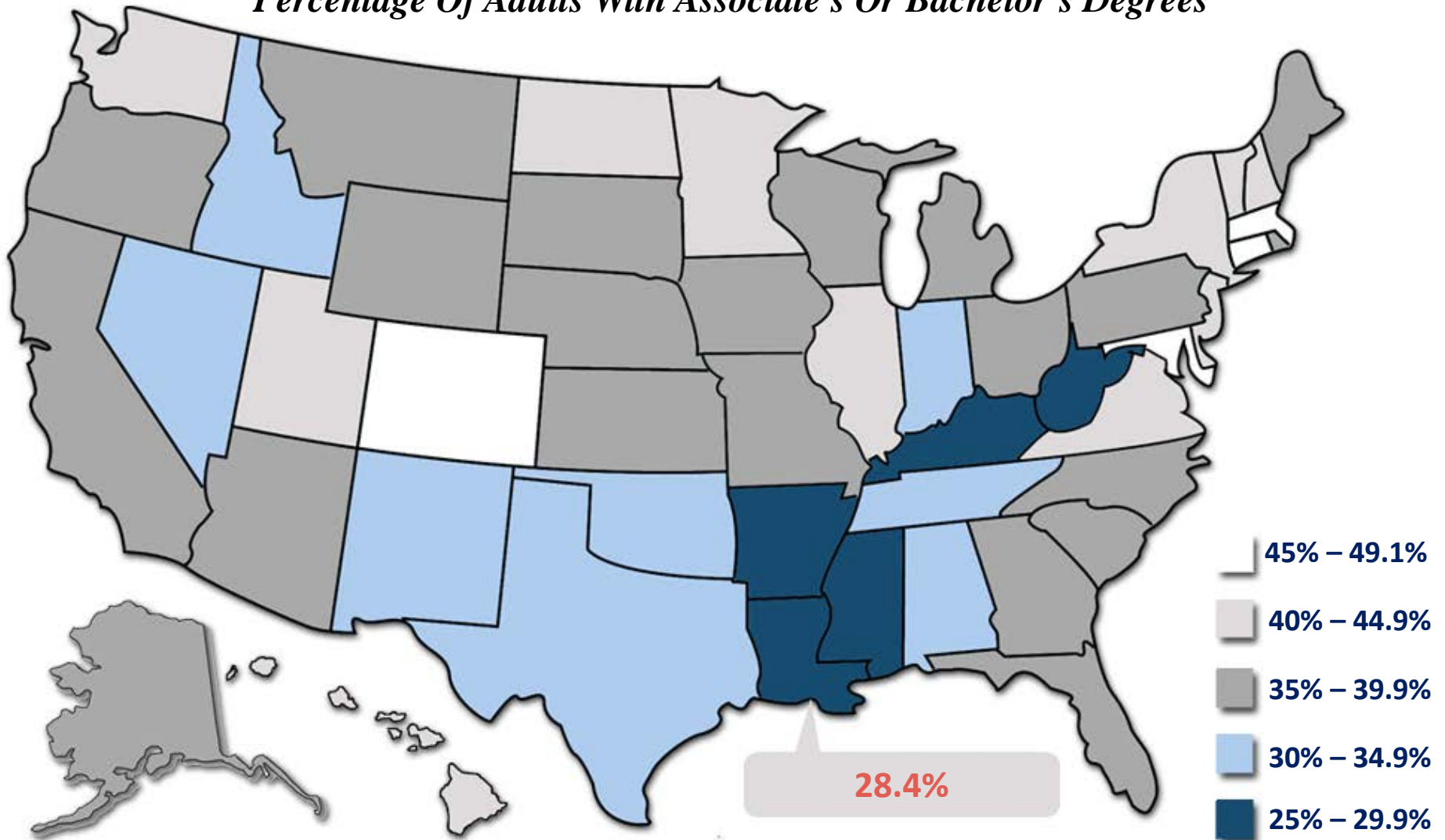
48<sup>th</sup> ...

49<sup>th</sup> ...

50<sup>th</sup> ...

# Louisiana Ranks **48<sup>th</sup>** Nationally In Educational Attainment

*Percentage Of Adults With Associate's Or Bachelor's Degrees*

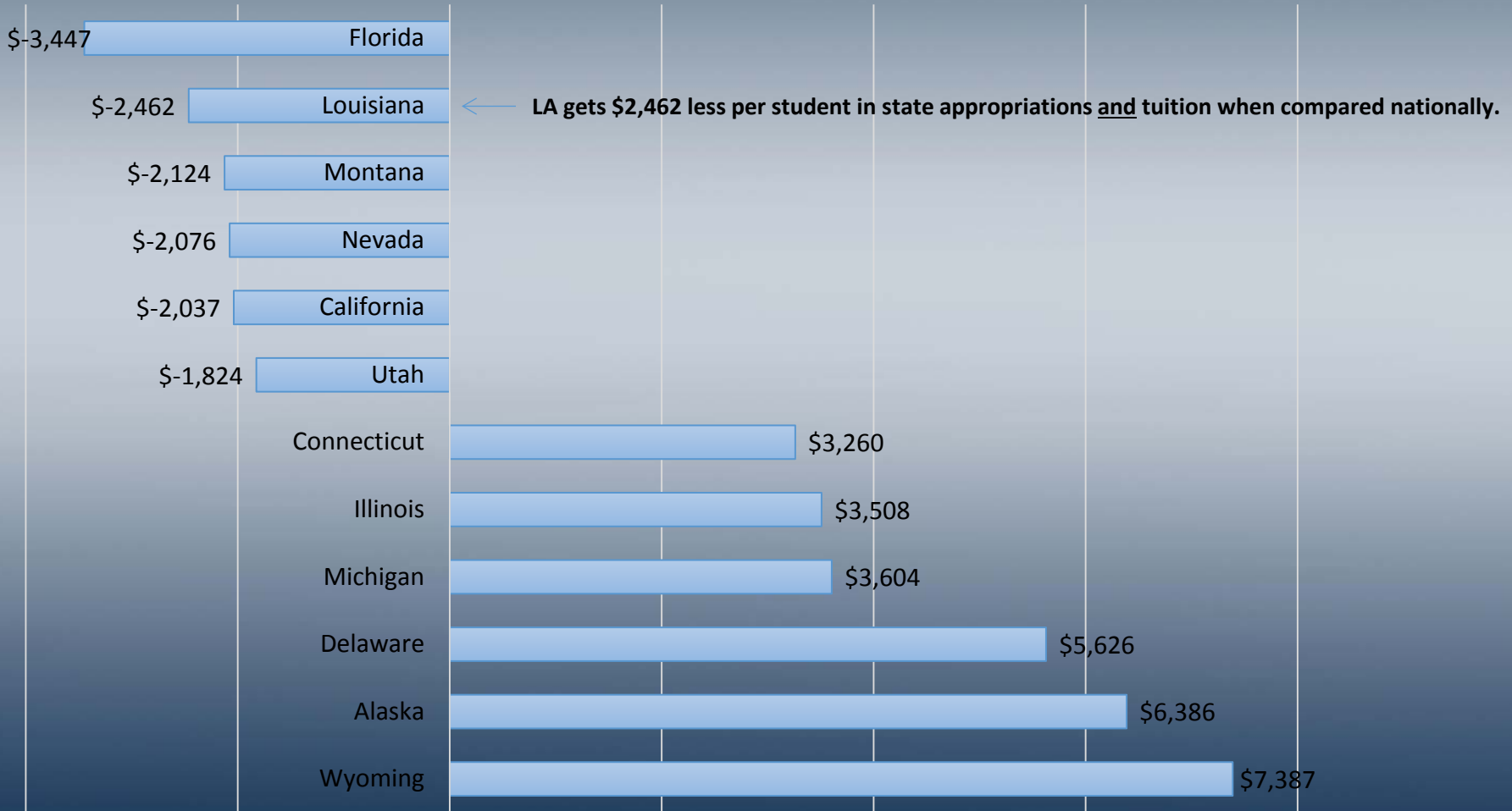


Source: US Census Bureau



# Louisiana Ranks **49<sup>th</sup>** in Total Education Revenue Per FTE

*Slipping from 48<sup>th</sup> in 2014*



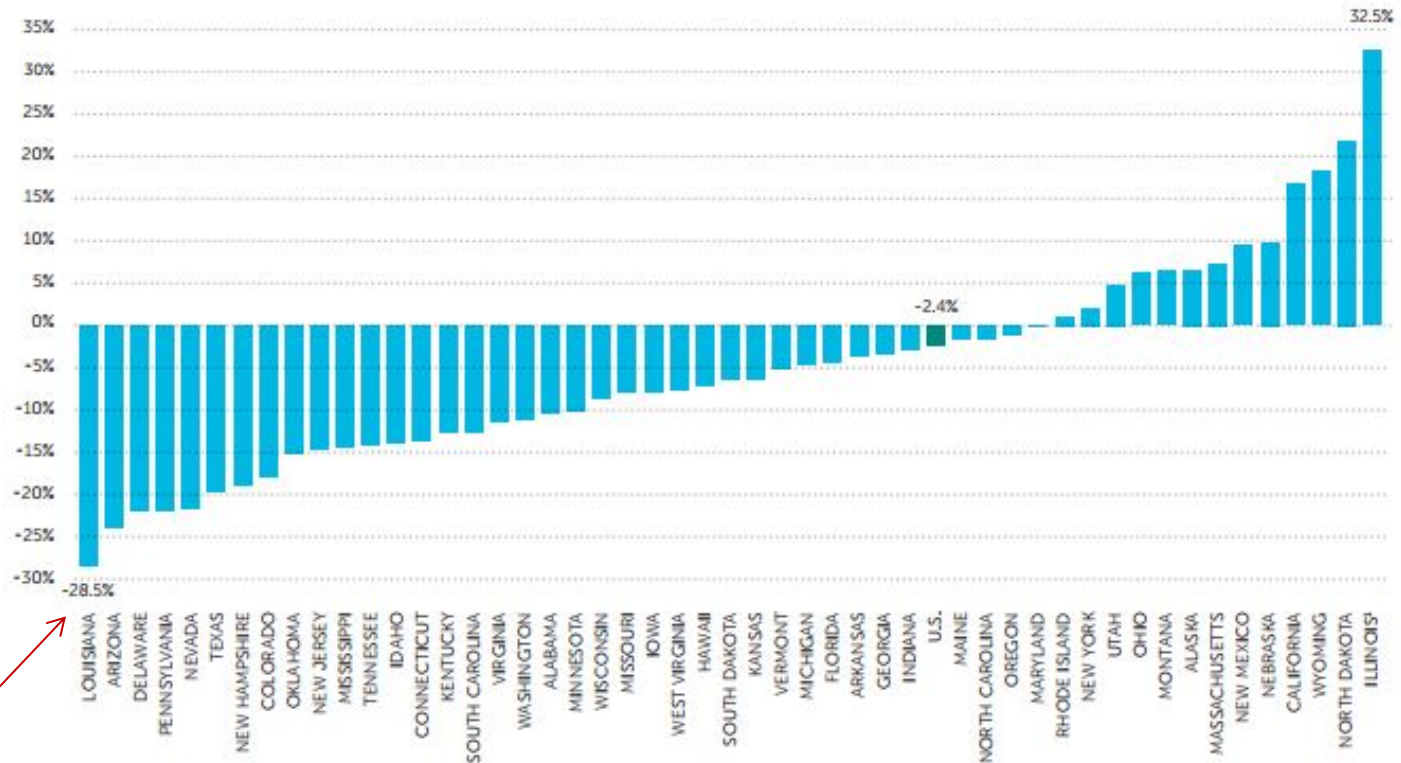
Figures in dollars

Source: SHEEO State Higher Education Finance FY 2015

# Louisiana Ranks 50<sup>th</sup> ...

## in Public Higher Education Appropriations Per FTE when compared Nationally

For FY 2015, Louisiana has seen the largest percent decline in educational dollars from the state at -28.5 percent.



**NOTE:** 1) For Illinois, a \$1.08 billion back payment in FY 2015 to their historically underfunded higher education pension program resulted in past legacy pension funds accounting for 37% of all educational appropriations.

Dollars adjusted by 2015 HECA, Cost of Living Adjustment, and Enrollment Index.

**SOURCE:** State Higher Education Executive Officers



**Our Plan...**

# The Future of Louisiana Higher Education



BOARD of REGENTS  
STATE OF LOUISIANA

## Elevate Louisiana! Educate & Innovate

Louisiana's goals for higher education



### Educate

**“Educate through Higher Education  
to Improve Lives and Create a Strong Workforce.”**

*Enable Louisiana's working age population to participate in and complete a degree/credential program to improve their lives and deliver the workforce needed to support the state's economic expansion.*



### Innovate

**“Innovate to Build  
Louisiana's  
Economy.”**

*Invest strategically in research that supports innovation and economic development.*



# ELEVATE LOUISIANA: The New Reality for Higher Education

Aligned to the *Elevate Louisiana* mission, the Board of Regents approved a series of initiatives which address the projected fiscal realities for Louisiana higher education. The initiatives are guided by the following principles:

- Access to undergraduate education is essential to the population and economy of Louisiana.
- Access to graduate education must be re-evaluated from a narrower state-wide perspective.
- Resources must be provided for essential cutting-edge research at selected sites.
- Postsecondary resources must be targeted to respond to local/regional workforce needs.

# ELEVATE LOUISIANA: The New Reality for Higher Education

The Board of Regents will utilize a framework designed around the following initiatives:

1. Approve, as appropriate, revisions to existing role, scope and mission statements.
2. Develop and Adopt a Policy on mergers/consolidations of institutions.
3. Develop and Adopt a Policy on Financial Early Warning Systems and Financial Stress.
4. Revise Regents' Policy on Low-Completer Review to Elevate the Threshold for Review.
5. Conduct a Statewide and Regional Review of all Graduate programs.
6. Conduct a Statewide and Regional Review of Targeted Undergraduate Programs.
7. Review Degree Program Requirements and Available Courses to Encourage/Reward Structured Pathways to Degrees with Limited Course Choice.

# The Path Forward...

**Our Focus...**

**Increase Educational Attainment**

**Ensure Affordability**

**Maximize Accountability**

**Our Priorities...**

**Significant and Sustainable State Funding**

**Increase Need-based Student Aid**

**Invest in State Capital Outlay**

**ELEVATE  
LOUISIANA**

**DISINVESTMENT/  
BUDGET CUTS**



Stronger  
Student  
Support

Fill  
Workforce  
Gaps

Increase  
Enrollment

Produce  
More  
Graduates

Mergers /  
Financial Exigency  
Possible Closures

Faculty &  
Staff Cuts

Institutional Accreditation  
& Funding

Reduce number of courses  
= longer time to graduation

Insufficient production  
of qualified graduates  
to meet workforce demands

Decreased spending  
in local communities  
across the state



**Louisiana Board of Regents**

**Commissioner Joseph C. Rallo**

**[www.regents.la.gov](http://www.regents.la.gov)**

**Facebook: Louisiana Board of Regents**

**Twitter: @LA\_Regents**